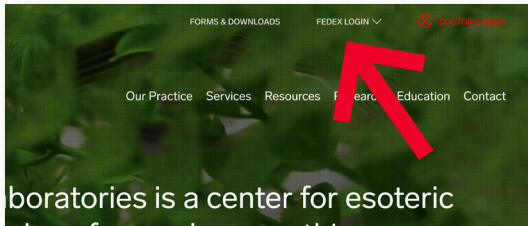
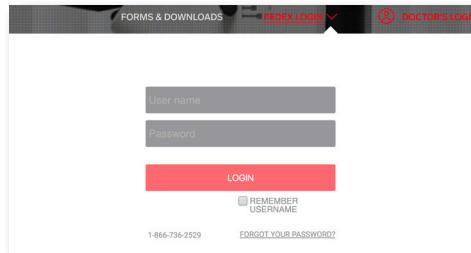


To use our online air bill label generator and package tracking system you will go to our website: <http://www.arkanalabs.com/>

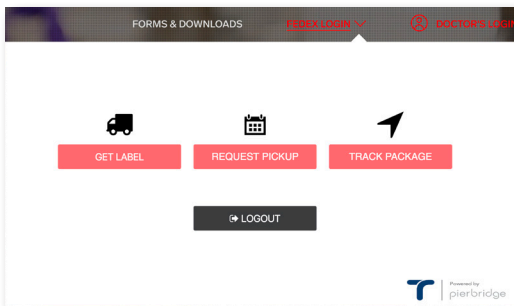
At the top right corner of the homepage, click on the “FEDEX LOGIN.”



Enter the case sensitive User ID and Password below and click “LOGIN.”

A screenshot of the FedEx login form. It features two input fields for 'User name' and 'Password', a red 'LOGIN' button, a 'REMEMBER USERNAME' checkbox, and a 'FORGOT YOUR PASSWORD?' link. The phone number '1-866-736-2329' is displayed at the bottom left.

Once you are logged in you will have the option to either: Get a label, request a pickup (if you need one), or track your packages.



To send a package:

1. Click “GET LABEL.”
2. Enter “1” lb. for the weight.
3. For the service, you will select “First Overnight.”
If it is a shipment going out on a Friday, select “Priority Overnight.”
4. Then select “GET LABEL.” It will generate a label for you to print and place on your specimen.

To track packages:

1. Click “TRACK PACKAGE.”
2. You will then be able to view the list of specimens you have sent. They will be listed with the date, tracking number and status of that package.